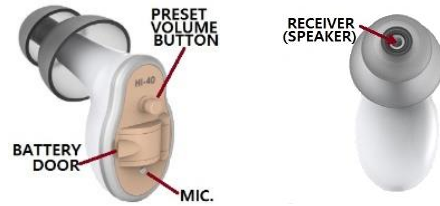



QUICK START GUIDE

1 Device Description



2 How to Insert Battery

- Open battery compartment door to 90 degrees only. More than 90 degrees may damage the door.
- Hold yellow tap of the battery and insert the convex side(negative -) first so that the yellow tab(positive + ; ) is up.
- When Battery is securely inserted, carefully remove the yellow tab from the battery
- Wait 2 seconds and close the battery door firmly



3 Turn ON and OFF

- The battery compartment door acts as an ON/OFF switch. It will turn ON when the battery door is firmly closed and turn OFF when the door is open.



4 How to wear

- Hold unit as shown in picture A
- Firmly insert unit to the ear canal as shown in picture B
- Turn the amplifier 90 degrees as shown in picture C



5 Volume Adjustment

- The Premium Hearing Aid comes with four volume presets that can be controlled by a button near the battery door.
- While wearing the Hearing Aid, gently press (touch) and release the button to switch from preset numbers 1 to 4.


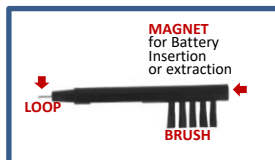


Preset	Indicate beep sound	Memory	Typical use
1	One BEEP	STD Gain	Home
2	BEEP twice	STD + 4dB	Restaurant, Lecture, Church
3	BEEP three times	STD + 6dB	Restaurant, Lecture, Church
4	BEEP four Times	STD+6dB+Noise Reduction	Noise Reduction Function enabled

6 After use care

- Keep your Hearing Aid clean at all times.
- Before retiring, clean your Hearing Aid.
- If there is any earwax on the RECEIVER hole of Hearing Aid, clean with BRUSH tool.

💡 When you are not using your Hearing Aid- store it in the **DEHUMIDIFIER** with the battery compartment **OPEN**.



Tip

Getting used to the hearing amplifier

Usually it takes about a 1 month adjustment period to be perfectly comfortable with your Hearing Aid. Here are some guidelines to follow for a smooth adjustment period. For the best results, please do not rush and be patient while using the Hearing Aid.

First week

- First day: Use for 1 hour
- From 2nd day: Wear 30 minutes more each day
- Use device at home only
- If possible, avoid watching TV or listening to the radio

Second-third week

- Gradually increase usage time of the device
- Start using in outdoor environments
- Start using while watching TV or listening to the radio

From fourth week

- Try to wear the amplifier everyday even for short time periods.
- Use in all daily activities
- Your hearing will increase with the amplifier as your ears becomes more accustomed to the amplifier.